

WANG

LABORATORIES, INC.

836 NORTH STREET, TEWKSBURY, MASSACHUSETTS 01876, TEL. (617) 851-4111, TWX 710 343-6769, TELEX 94-7421


DATA SHEET

The Model 2226 provides the user with a Cathode Ray Tube (CRT) display and an Upper/Lowercase Alphanumeric/BASIC Keyword Keyboard self-contained in an integrated compact chassis. This peripheral, when combined with a System 2200 CPU, provides a minimum 2200 system.

The Model 2226 integrated 12" diagonal CRT display allows the user to view instantly his calculations and program text. The display capacity is 16 lines with up to 64 characters per line. For a sharp and clear output on the CRT screen, brightness and contrast controls are provided.

A number of CRT control characters can be used to manipulate the cursor (symbol indicating next space for input) on the CRT under program control for specially formatted displays.

The display speed is approximately 65 microseconds/character. This speed allows a user to fill the CRT screen instantly.



MODEL 2226
CRT/KEYBOARD CONSOLE

The Model 2226 Integrated Upper/Lowercase Alphanumeric/BASIC Keyboard has two modes of operation: Keyword/A and A/a. The mode is selected by the toggle switch in the upper left-hand corner of the keyboard. In Keyword/A mode, shifted alpha keys produce BASIC words; unshifted alpha keys produce uppercase letters. A/a mode functions as a standard typewriter. Unshifted alpha keys produce lowercase letters; shifted alpha keys produce uppercase letters.

The Model 2226 integrated keyboard is divided into five zones (see Figure 1).

Zone 1 contains BASIC words, alphanumeric and special character keys. Most BASIC words are generated with a single keystroke.

Zone 2 consists of numeric entry and arithmetic operator keys.

Zone 3 contains keys for program control and execution, namely: RESET (stops program listing and execution immediately, clears CRT screen and returns control to the user); HALT/STEP (causes program execution to halt upon completion of the current statement or to execute one line at a time); CONTINUE (continues program execution after a "STOP" verb has been executed or the "HALT/STEP" key has been touched); CLEAR (reinitializes program text and variable areas); LOAD (loads current or specified programs on tape into memory); and RUN (initiates execution of the program).

Zone 4 consists of 16 Special Function Keys used to access up to 32 user-defined routines or to enter a customized data string with a single keystroke.

Zone 5 contains the EDIT mode operator keys.

- EDIT** used to enter EDIT mode. When in EDIT mode, the following edit functions are available on the rightmost 8 Special Function keys.
- RECALL** used to recall program line in memory to edit.
- ←----- moves the cursor five spaces to the left.
- ← moves the cursor a single space to the left.
- moves the cursor five spaces to the right.
- moves the cursor a single space to the right.
- INSERT** expands a line for additional text and data entry by inserting a space character at the current CRT cursor position.
- DELETE** deletes the character at the current CRT cursor position.
- ERASE** erases a line from the current CRT cursor position to the end of the line.

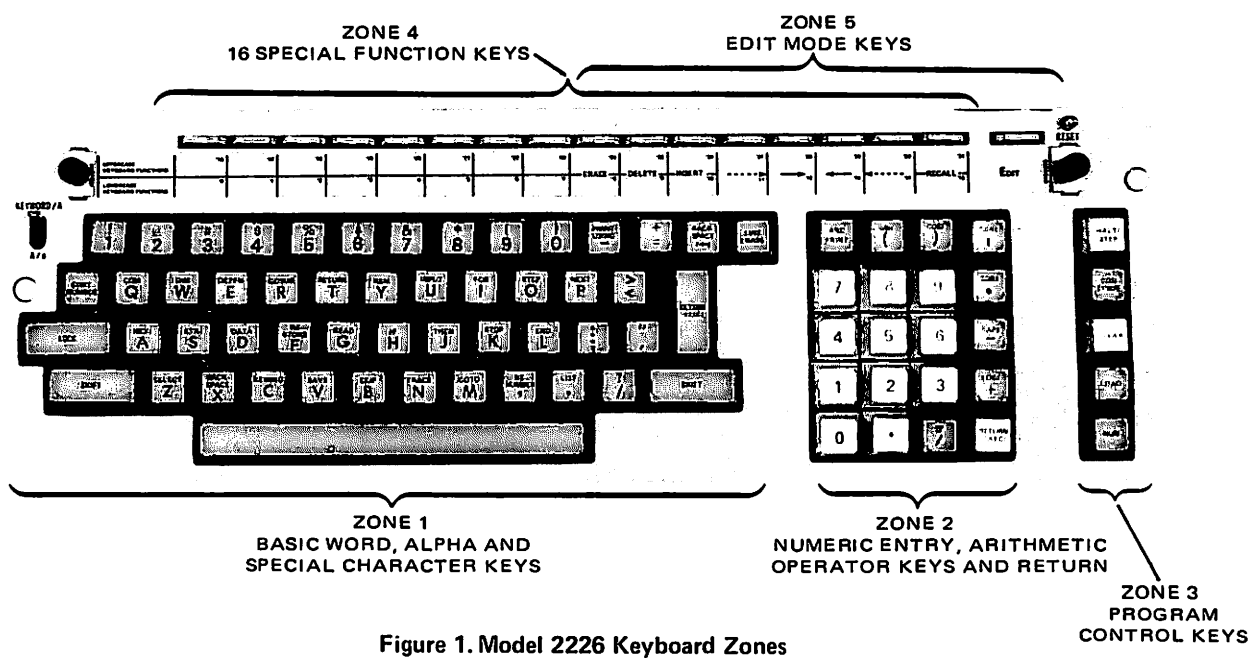


Figure 1. Model 2226 Keyboard Zones

FEATURES	BENEFITS
Model 2226 Integrated CRT	Displays up to 1024 characters of current programs, calculations, results, data and printed output.
Model 2226 Integrated BASIC Keyboard	Most BASIC words are entered as single keystrokes. Alpha characters can be entered in either upper or lowercase; all numerics and many mathematic functions are entered with a single keystroke. It also can be used as a standard typewriter keyboard.
EDIT Mode Operations	Facilitates editing of lines of program text recalled from memory or data being input and displayed on the CRT without having to retype the entire line.
Compact size, light in weight	Allows efficient use of available office space and permits easy relocation.

OPTIONS

Option 30 – Upper/Lowercase CRT Display

The Upper/Lowercase CRT Display (OP-30) permits the displaying of upper and lowercase characters on the Model 2226 integrated CRT screen. Additional characters are provided with this option; these characters, with their respective HEX codes are: left braces (7B), right braces (7D), equivalent sign (7E), broken vertical line (7C), solid rectangle (7F), and prime symbol (60).

Option 31 – Audio Alarm

The Audio Alarm (OP-31) provides a programmed

signal using code HEX(07) (the ASCII Bell code). There are a variety of uses for this option; for example, gaining the operator's attention when special conditions occur during program execution, or signalling the end of a program or a segment of a program.

Option 32 – Keyboard Clicker

The Keyboard Clicker (OP-32) provides an audible indication that a key has been sufficiently depressed to enter a character.

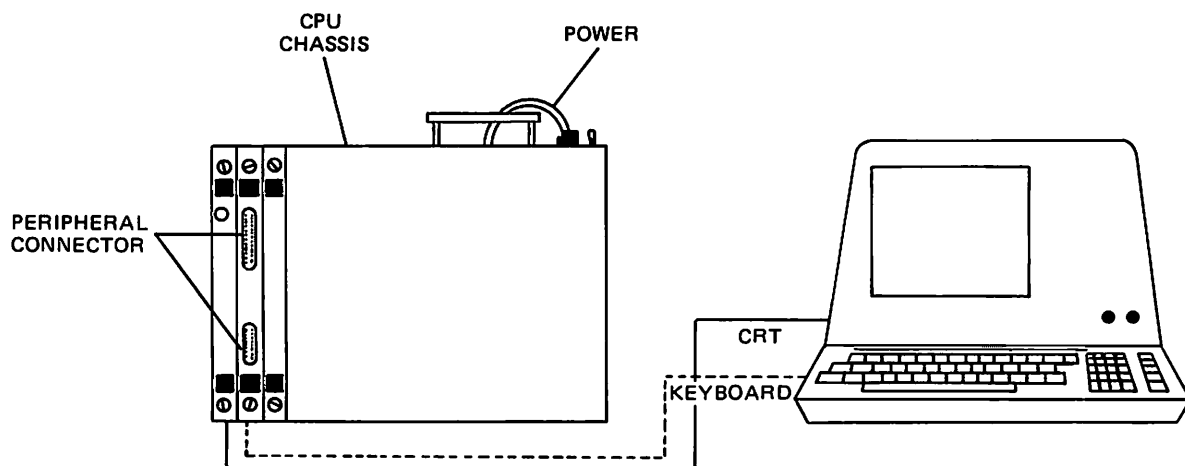


Figure 2. Model 2226/CPU Configuration

DATA SHEET

SPECIFICATIONS

Unit Size

Height 13½ in. (34.3 cm)
Depth 20½ in. (52 cm)
Width 19¼ in. (50.2 cm)

Weight

38½ lb. (17.4 kg)

Display Size

12 in. diagonal (30.4 cm)

Capacity

16 lines, 64 characters/line

Character Size

Height 0.20 in. (0.51 cm)
Width 0.12 in. (0.30 cm)

Cabling

One 8-ft (2.4m) to power source
Two 8-ft (2.4m) to controller boards

Operating Environment

50° F to 90° F (10° C to 32° C)
20% to 80% relative humidity allowable
35% to 65% relative humidity recommended

Power Requirements

115 or 230 VAC ± 10%, 50 or 60 Hz ± 1 Hz

Wattage

65W

Fuse Size

1.5A @ 115V
1A @ 230V

ORDERING SPECIFICATIONS

An Integrated Cathode Ray Tube (CRT) and an Alphanumeric/BASIC Keyword Keyboard. The CRT must be capable of displaying 16 lines, each 64 characters in length - the CRT must measure 12" diagonally.

An input keyboard having alphanumeric characters, BASIC language keywords and commands. Numbers (0 to 9), mathematical functions, arithmetic operators and program control keys must be standard on the keyboard. The keyboard must have 16 Special Function Keys capable of accessing 32 user defined subroutines and an Edit Key to enter Edit Mode to permit editing of program lines recalled from memory or data being input and displayed on the CRT.

The Model 2226 may have the following options: Option 30, Upper/Lowercase CRT; Option 31, Audio Alarm; Option 32, Keyboard Clicker.

Wang Laboratories reserves the right to change specifications without prior notice.



LABORATORIES, INC.

836 NORTH STREET, TEWKSBURY, MASSACHUSETTS 01876, TEL (617) 851-4111, TWX 710 343-6769, TELEX 94-7421

Printed in U.S.A.
700-3674A
1-76-15M