

The Model 2282 Graphic CRT provides a high contrast, CRT plotting and fully automatic alphanumeric lettering capability to the System 2200. The Graphic CRT interfaces directly with the 2200 via the Line Printer Controller board on the CPU. All plotting output from the System 2200 is displayed on the Graphic CRT where it can be modified by the operator. The user interactive plotting capability of the Graphic CRT can be enhanced by the addition of Model 2231W-3 Line printer. This matrix impact printer provides an accurate reproduction of the graphics information displayed on the Model 2282. When the Model 2231W-3 is not used to copy the CRT image, it responds to normal printing commands from the System 2200 CPU. The CRT/printer combination can prepare a wide variety of graphics from bar graphs, pie charts, 3-D plots, graphics of standard mathematical functions, and business curves to engineering drawings, architectural drawings, machine components, and maps.

The Model 2282 has a 12-inch diagonal CRT screen with a 7 inch (17.8 cm) wide by 6 inch (15.2 cm) high viewing area. The Graphic matrix on the screen consists of 800X by 512Y addressable locations (dots). Plotting vectors are generated by causing a series of dots to be turned on. Alternately, a vector can be created by specifying that a series of dots be turned off. In either mode (dots on or dots off), the high contrast, high resolution CRT provides a bright, sharp image under all ambient lighting conditions. The Model 2282 is controlled and programmed by the System 2200 with the PLOT statement.

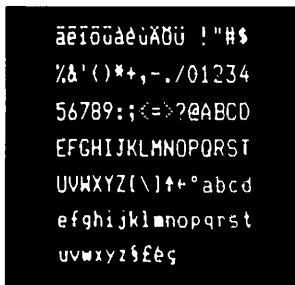
In addition to plotting line vectors, a 112 character ASCII set can be plotted on the Model 2282 in 15 different sizes. These characters are stored in the Graphic CRT memory and can be easily accessed for different applications.

FEATURES AND BENEFITS**FEATURES**


- Selectable line vector presentation.
- Matrix printer hardcopy of CRT image (optional).
- Programmable selection of plotting origin in the CRT.
- 112 character ASCII set.
- 15 character sizes.
- Graphic CRT lockout.

BENEFITS

- Lines and characters can be drawn with either dots on or off to enhance graphics image.
- High resolution copy of the CRT image is printed for permanent record keeping.
- Location of plot on the CRT can be positioned for optimum use of the display.
- Both upper- and lowercase characters plus special symbols and numerals are available for labeling graphic presentations.
- Variable character sizes can be used to enhance graphic headings and data labeling.
- Normal printer operations can proceed without interacting with the Graphic CRT.



Character Set:

**MODEL 2282 GRAPHIC CRT**

DATA SHEET

SPECIFICATIONS

Graphic CRT

Height 13½ in. (34.3 cm)
 Depth 20½ in. (52 cm)
 Width 19¾ in. (50.2 cm)

Weight

38½ lb (17.4 kg)

Display Size

12 in. diagonal (30.4 cm)

Viewing Area

7 in. x 6 in. (17.8 cm x 15.2 cm)

Controls

Contrast
 Brightness

Phosphor

P39

Screen Array

800X by 512Y addressable locations (dots)

Refresh Rate

30 fps

Plotting Time

0.048 sec (full screen horizontal vector)

Dot turn on/turn off time

60 microseconds

Programmable Control Codes

Clear CRT, Set Home, Select Dots On, Select Dots Off, Power on/Set Home, Select CRT, Select Printer, Reset, Set Character Spacing, Set Character Size, "Pen" Up, "Pen" Down, Binary Plot Vector.

Character Generation

112 ASCII, 15 selectable sizes

Cabling

8 ft. (2.4 cm) to power source
 12 ft. (3.66m) cable with connector to the CPU.

Controller

Standard Line Printer Controller/CPU interface. When used with the Model 2231W-3 Line Printer, the printer cable plugs into the output connector of the Model 2282.

Power Requirements

115 or 230 VAC ± 10%
 50 or 60 Hz ± 1 Hz

Wattage

65 W

Fuse Size

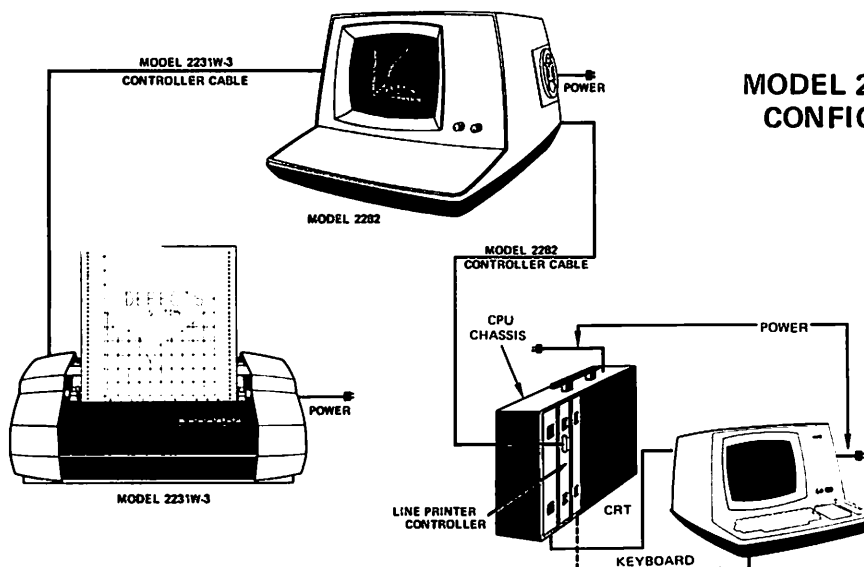
1.5 amps @ 115V
 1 amp @ 230V

ORDERING SPECIFICATIONS

A Graphic CRT providing complete interactive plotting capability to the Wang System 2200. The Graphic CRT must measure 12" diagonally, and must be capable of displaying 800X by 512Y addressable locations (dots) in either dots on or dots off mode. It must plot a 112 character ASCII set with both upper- and lowercase letters in 15 character sizes. The Graphic CRT must respond to programmable PLOT commands and be compatible with Wang Plotter Utilities.

An optional printer must use a dot matrix printing technique to reproduce the graphic image from the CRT. When in the plotting mode, the printer must sweep strips of 800(X) dots by 8(Y) dots on the paper. When used as a printer, it must print at a rate of 120 characters per second using a 7 x 8 dot matrix. It must print a 112 ASCII character set in both 14.4pitch and expanded sizes and must print a 132-character line and have a full-line buffer.

Standard Warranty Applies



MODEL 2282/2231W-3 CONFIGURATION

Wang Laboratories reserves the right to change specifications without prior notice.



LABORATORIES, INC.

ONE INDUSTRIAL AVENUE, LOWELL, MASSACHUSETTS 01851, TEL. (617) 851-4111, TWX 710 343-6769, TELEX 94-7421

Printed in U.S.A.
 700-4378A
 9-77-20M